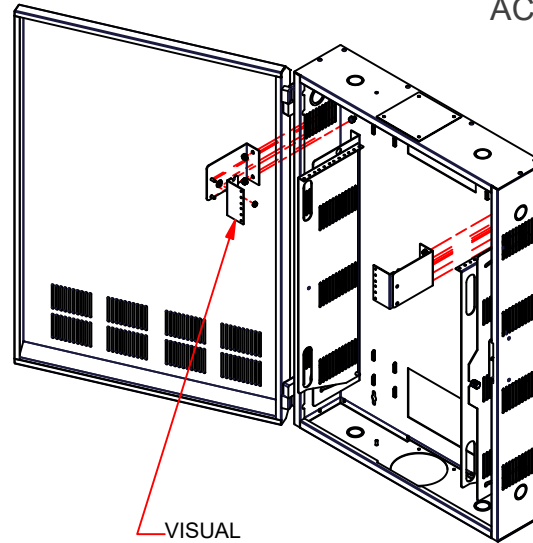


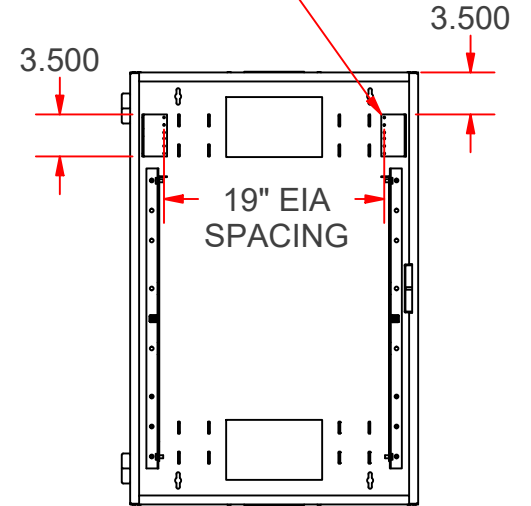
Parts List

ITEM	QTY	PART NUMBER
1	1	RFM-2436-WM-LP-2 U PIVOT
2	2	RFM-2436-WM-LP-2 U RAIL
3	1	RFM-2436-WM-LP-2 U PIVOT_MIR
4	2	1_4 FLAT WASHER SEPERATER
5	2	10-32 NYLOC NUT
6	4	1/4-20 Keps Nut

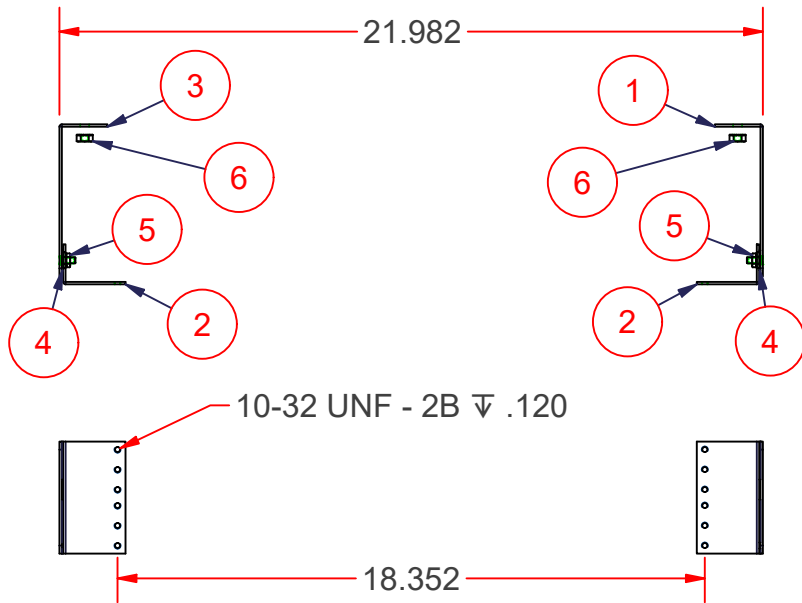


VISUAL REPRESENTATION OF WM-LP-2U ASSEMBLE MOUNTING IN BOX

BRACKETS PIVOT FOR ACCESSIBILITY



FRONT VIEW DOOR REMOVED (BRACKETS INSTALLED)



10-32 UNF - 2B x .120

\_\_\_\_ QTY REQ'D

R. F. MOTE LTD.

REVISION HISTORY			
REV	DESCRIPTION	DATE	APPROVED
01	1/4-20 KEPS NUTS ADDED FOR MOUNTING	19-JUL-24	JG

PART NUMBER: RFM-2436-WM-LP-2 U ASSEMBLE		REV: 01
BLANK SIZE:	TAPE:	DATE: 6/21/2016
MATERIAL:	CUT SIZE:	WEIGHT: 1.406 lbmass