


WALL MOUNT BRACKETS



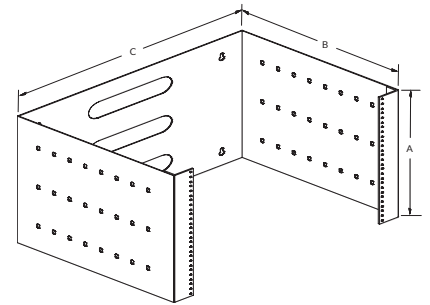
Features:

- Heavy gauge steel
- Rails are tapped #10-32 to EIA standard
- Standard 19" mounting
- Cable tie slots provided in side walls
- Durable textured powder coated finish
- Rails are wet painted to avoid clogged threads

Highlights:

- Access slots provided in rear face

	PART NUMBER	A	B	C	# of U's	FIXED WEIGHT CAPACITY (LBS.)**	SWING WEIGHT CAPACITY (LBS.)**
NON-HINGED	RFM-1904-WMB	7.00	6.00	21.50	4U	100	N/A
NON-HINGED	RFM-1906-WMB*	10.50	9.00 ~ 15.00	21.50	6U	125	N/A
NON-HINGED	RFM-1906-WMB-22*	10.50	16.00 ~ 22.00	21.50	6U	125	N/A
NON-HINGED	RFM-1909-WMB*	15.75	9.00 ~ 15.00	21.50	9U	125	N/A
NON-HINGED	RFM-1911-WMB-22*	19.25	16.00 ~ 22.00	21.50	11U	125	N/A
HINGED	RFM-1902-HWMB	3.50	6.00	19.75	2U	80	4
HINGED	RFM-1906-HWMB*	10.50	9.00 ~ 15.00	21.50	6U	125	6
HINGED	RFM-1906-HWMB-22*	10.50	16.00 ~ 22.00	21.50	6U	125	4
HINGED	RFM-1909-HWMB*	15.75	9.00 ~ 15.00	21.50	9U	125	8
HINGED	RFM-1911-HWMB-22*	19.25	16.00 ~ 22.00	21.50	11U	125	8



* Adjustable depth
** Weight distributed evenly

WALL OR CEILING MOUNT BRACKETS

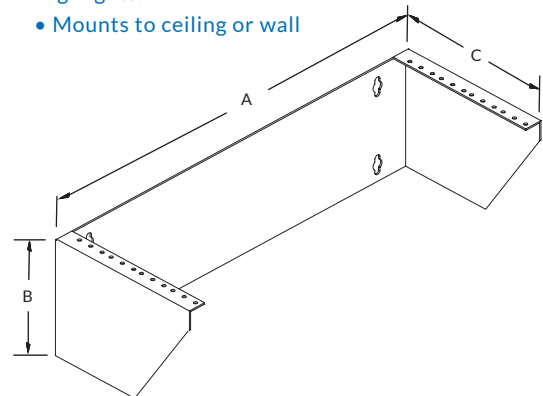


Features:

- Heavy gauge steel
- Mounting holes tapped #10-32 to EIA standard
- Standard 19" mounting

Highlights:

- Mounts to ceiling or wall



PART NUMBER	A	B	C	# of U's	FIXED WEIGHT CAPACITY (LBS.)**
RFM-CMPB-6U-12	19.50	6.00	12.00	6U	100
RFM-CMPB-4U-7	19.50	6.00	7.125	4U	100
RFM-CMPB-2U-4	19.50	6.00	4.00	2U	100

** Weight distributed evenly